

iPad MeyePro HD:

The MeyePro HD can be compatible with iOS 3.0 and above. In this version, we have added local recording, Snap-shot management, and other extra functions.

The MeyeTech is a leading developer in mobile surveillance industry, who makes every effort on the development of mobile apps to fit the uprising needs of the markets and users.

[View more details on our website](#)

Technical support: support@meyetech.com

MSN: meyetech@msn.cn

iPad MeyePro HD User Instruction:

1. **What is New!**
2. Address Book
3. Channel Control
4. PTZ Control
5. Other functions

1. What is New!

Comparing with Pre MeyePro HD, this update has many significant new features:

1. Local recording: enable you to record video in your iPad
2. Snapshot management: enable you to manage the snapshots taken
3. Local setting: enable to change setting to one or four views
4. Touch to drag a channel or slice to switch a channel

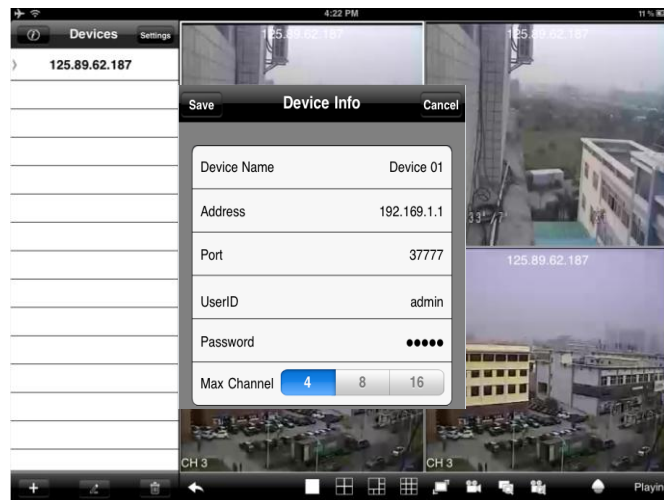
2. Address Book

+ Add **✎** Edit **✖** Delete
Settings Local Setting

Note:

Please select the function button first before get to the next step.

The setting menu enables users to change auto play and double click mode.



3. Channel Control

Double click (pre-set) a channel to view in full screen.

While in full screen mode, slice left or right to change channel.


Switch the channel viewing mode from four to six and nine.













Touch a channel on the screen and drag it to the channel position directly.



4. PTZ Control

Click  to switch to PTZ control mode

PTZ buttons:


-  Up
-  Down
-  Left
-  Right
-  Zoom In
-  Zoom Out
-  Pull In
-  Pull Out
-  Aperture
-  Changing



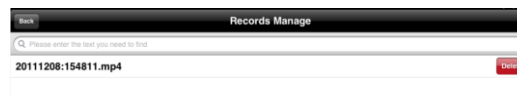
5. Other Functions

Snapshot and Local recording management

1. You can manage snapshot by clicking icon 

2. Recording local video by clicking  and then click again to end

3. Manageing all the videos with button 



Note: To delete one video, just slice left in the name and the delete button will appear